

Gigabit Ethernet Desktop Fiber Switch

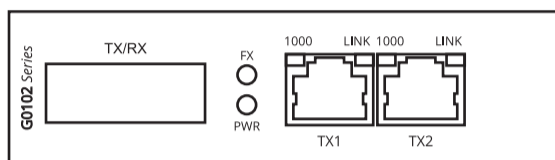
10Gtek®



Product Model	G0200	G0101	G0202	G0105	G0208	G0901X
Controller	N/A	RTL8213B/realtek	88E6320/marvel	RTL8367S/realtek	RTL8382L/realtek	IP1826D/ICPlus
100M Fiber	—	—	—	—	—	8
1000M Fiber	—	1	2	1	2	1
10/100/1000M UTP	2	1	2	5	8	1
Power	5V1A	5V1A	5V1A	5V1A	7.5V/2A	7.5~12V/2A
Forwarding	N/A	✓	✓	✓	✓	✓
V.Lan	—	✓	✓	✓	✓	✓
Management	N/A	N/A	N/A	N/A	N/A	N/A
Size(mm)	93*71*26	94*70*26	125*83*26	150*95*26	210*100*25	310*125*30

3 Ports Desktop Fiber Switch Model: G0102 Series

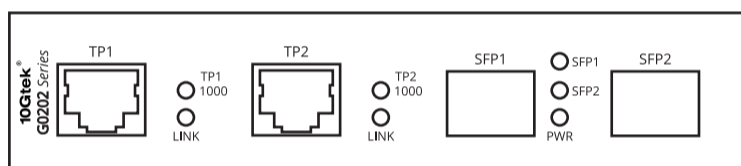
G0102 series 3 Ports Desktop Fiber Switch provides one port 1000M fiber and two ports 10/100/1000M UTP, it's applicable to use in desktop Gigabit Ethernet networking. It is designed with Marvel 88E6320 chip to ensure stability and ultra-low time-delay data transmission. Built-in LED indicators for PWR, FX, TX1 1000, TX1 LINK, TX2 1000, TX2 LINK can dynamic feedback link connection state and fault detection to easily monitor network status. The switch can be inserted into a 19" 2U rack.



- FX Light on: Fiber port working
Flashing: Data transmitting and receiving
- TP(n) 1000 Light on: RJ-45 copper speed is 1000Mbps
Light off: RJ-45 copper speed is 10/100Mbps
- TP(n) LINK Light on: Network connecting
Flashing: Data transmitting and receiving
- PWR Light on: DC power on

4 Ports Desktop Fiber Switch Model: G0202

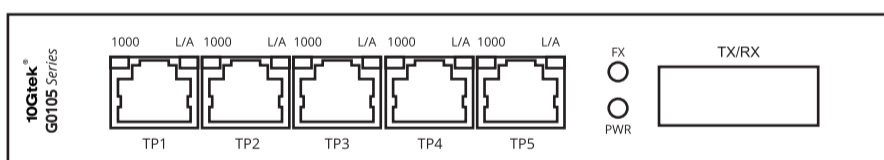
G0202 4 Ports Desktop Fiber Switch provides two ports 1000M fiber and two ports 10/100/1000M UTP, it's applicable to use in desktop Gigabit Ethernet networking. It is designed with Marvel 88E6320 chip to ensure stability and ultra-low time-delay data transmission. Built-in LED indicators for PWR, SFP2, SFP1, TP2 1000, TP2 Link/Act, TP1 1000, TP1 Link/Act can dynamic feedback link connection state and fault detection to easily monitor network status.



- SFP(n) Light on: Fiber port working
Flashing: Data transmitting and receiving
- TP(n) 1000 Light on: RJ-45 copper speed is 1000Mbps
Light off: RJ-45 copper speed is 10/100Mbps
- TP(n) LINK Light on: Network connecting
Flashing: Data transmitting and receiving
- PWR Light on: DC power on

6 Ports Desktop Fiber Switch Model: G0105 Series

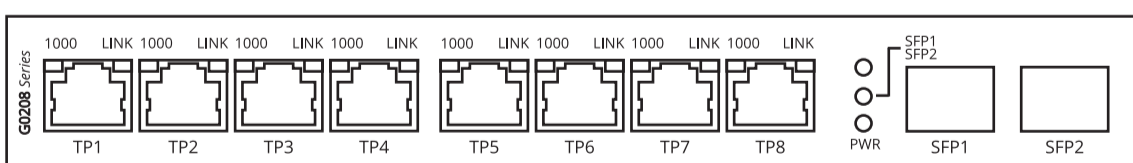
G0105 series 6 Ports Desktop Fiber Switch provides one port 1000M fiber and five ports 10/100/1000M UTP, it's applicable to use in desktop Gigabit Ethernet networking. It is designed with Realtek RTL8367S chip to ensure stability and ultra-low time-delay data transmission. Built-in LED indicators for PWR, FX, TP1 1000, TP1 L/A, TP2 1000, TP2 L/A, TP3 1000, TP3 L/A, TP4 1000, TP4 L/A, TP5 1000, TP6 L/A can dynamic feedback link connection state and fault detection to easily monitor network status.



- FX(n) Light on: Fiber port working
Flashing: Data transmitting and receiving
- TP(n) 1000 Light on: RJ-45 copper speed is 1000Mbps
Light off: RJ-45 copper speed is 10/100Mbps
- TP(n) LINK Light on: Network connecting
Flashing: Data transmitting and receiving
- PWR Light on: DC power on

10 Ports Desktop Fiber Switch Model: G0208 Series

G0208 series 10 Ports Desktop Fiber Switch provides two ports 1000M fiber and eight ports 10/100/1000M UTP, it's applicable to use in desktop Gigabit Ethernet networking. It is designed with Realtek RTL8382L chip to ensure stability and ultra-low time-delay data transmission. Built-in LED indicators for PWR, SFP1, SFP2, TP1 1000, TP1 Link, TP2 1000, TP2 Link, TP3 1000, TP3 Link, TP4 1000, TP4 Link, TP5 1000, TP5 Link, TP6 1000, TP6 Link, TP7 1000, TP7 Link, TP8 1000, TP8 Link can dynamic feedback link connection state and fault detection to easily monitor network status.



- SFP(n) Light on: Fiber port working
Flashing: Data transmitting and receiving
- TP(n) 1000 Light on: RJ-45 copper speed is 1000Mbps
Light off: RJ-45 copper speed is 10/100Mbps
- TP(n) LINK Light on: Network connecting
Flashing: Data transmitting and receiving
- PWR Light on: DC power on

Limited Warranty

This product is warranted for 1 years from the date of purchase. Within this period, 10Gtek, at its option, will repair or replace products that have failed under normal use. Such repairs or replacements will be made at no charge to the customer for parts or labor, provided that the customer shall be responsible for any transportation cost. This Limited Warranty does not apply to:

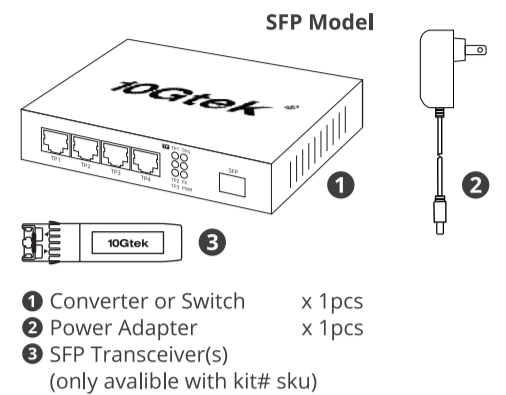
- Any product damage caused by improper installation, accident hazards, natural disasters, abuse, misuse, low power or over-voltage, incorrect operation, poor/ bad environmental conditions and any unauthorized dis-assembly, repair or modification;
- Products that have been modified or repair without authorization;
- System problems caused by third-party software, upgraded software or upgraded IOS of the connecting devices.

To obtain warranty service, please contact your local 10Gtek authorized dealer or original purchase channel for shipping instructions. Securely pack the device and send it to the designated address after prepaid freight charge.

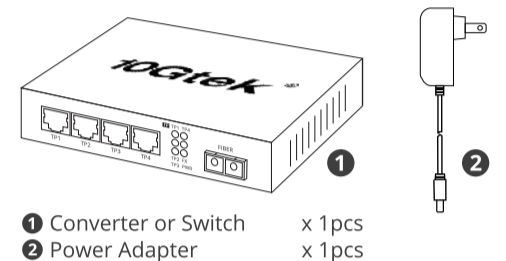
Manufacturer :
10GTEK TRANSCEIVERS CO.,LTD
Web: www.10gtek.com
Tel : (86) 755 29988100
Mail : info@10gtek.com



Packaging list

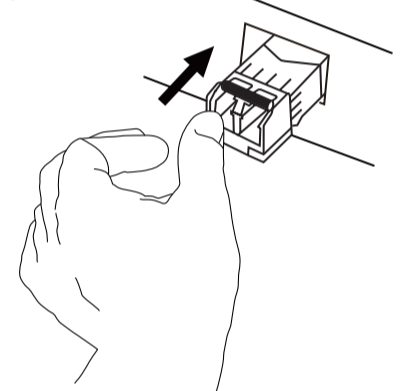


SC Transceiver Model

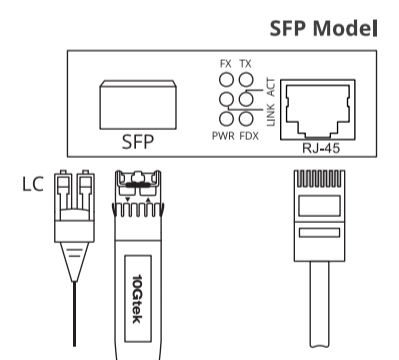


Installation

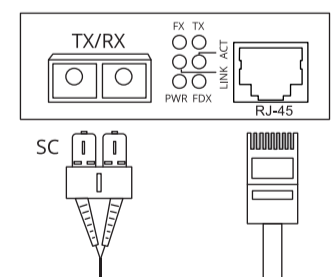
1. Insert a SFP transceiver: Press the SFP into the slot firmly with your thumb as shown in figure.



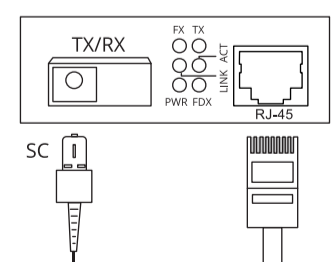
2. Link with fiber cable and Cat.x patch cord. Please make sure be right mode fiber cable, right Cat.x class.



SC Transceiver Model



Bi-Di Transceivers Model



3. Connect the power cord, the "PWR" LED will be light up.

