

Fast Ethernet Desktop Fiber Switch

10Gtek®

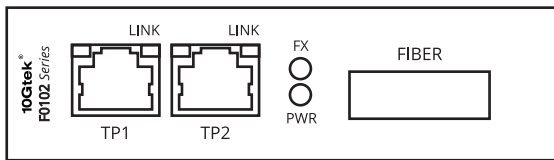


Product Model	F0101	F0104	F0203	F0302	F0401	F0107	F0116
Controller	IP175/ICPlus	RTL8305/REALTEK	RTL8305/REALTEK	RTL8305/REALTEK	RTL8305/REALTEK	IP178C/ICPlus	IP1717/ICPlus
100M Fiber	1	1	2	3	4	1	1
10/100M UTP	1	4	3	2	1	7	16
Power Adapter	5V1A	5V1A	5V1A	5V1A	5V1A	5V1A	5V2A
Size(mm)	94*70*26	130*70*27	123*70*27	130*70*27	165*80*26	160*79*25	210*110*44

3 Ports Desktop Fiber Switch

Model: F0102 Series

F0102 series 3 Ports Desktop Fiber Switch provides one port 100M fiber and two ports 10/100M UTP, it's applicable to use in desktop Fast Ethernet networking. It is designed with Realtek RTL8305NB chip to ensure stability and ultra-low time-delay data transmission. Built-in LED indicators for PWR, FX LINK, TP1 LINK, TP2 LINK can dynamic feedback link connection state and fault detection to easily monitor network status. The switch can be inserted into a 19" 2U rack.

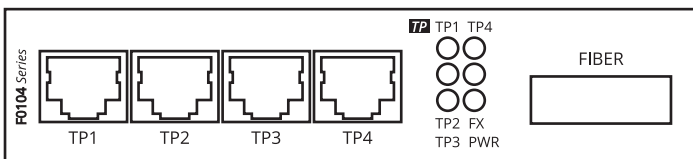


- FX Light on: Fiber port working
Flashing: Data transmitting and receiving
- TP(n) Light on: Network connecting
Flashing: Data transmitting and receiving
- PWR Light on: DC power on

5 Ports Desktop Fiber Switch

Model: F0104 Series

F0104 series 5 Ports Desktop Fiber Switch provides one port 100M fiber and four ports 10/100M UTP, it's applicable to use in desktop Fast Ethernet networking. It is designed with Realtek RTL8305NB chip to ensure stability and ultra-low time-delay data transmission. Built-in LED indicators for PWR, TP3, FX, TP2, TP4, TP1 can dynamic feedback link connection state and fault detection to easily monitor network status.

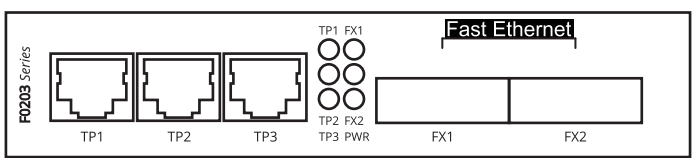


- FX Light on: Fiber port working
Flashing: Data transmitting and receiving
- TP(n) Light on: Network connecting
Flashing: Data transmitting and receiving
- PWR Light on: DC power on

5 Ports Desktop Fiber Switch

Model: F0203 Series

F0203 series 5 Ports Desktop Fiber Switch provides two ports 100M fiber and three ports 10/100M UTP, it's applicable to use in desktop Fast Ethernet networking. It is designed with Realtek RTL8305NB chip to ensure stability and ultra-low time-delay data transmission. Built-in LED indicators for PWR, TP3, FX2, TP2, FX1, TP1 can dynamic feedback link connection state and fault detection to easily monitor network status.

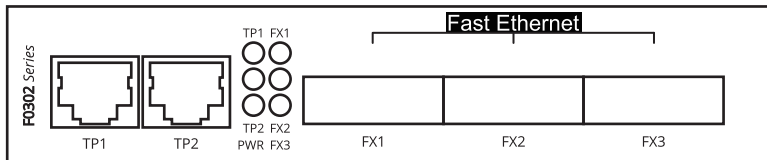


- FX(n) Light on: Fiber port working
Flashing: Data transmitting and receiving
- TP(n) Light on: Network connecting
Flashing: Data transmitting and receiving
- PWR Light on: DC power on

5 Ports Desktop Fiber Switch

Model: F0302 Series

F0302 series 5 Ports Desktop Fiber Switch provides three ports 100M fiber and two ports 10/100M UTP, it's applicable to use in desktop Fast Ethernet networking. It is designed with Realtek RTL8305NB chip to ensure stability and ultra-low time-delay data transmission. Built-in LED indicators for PWR, FX3, FX2, TP2, FX1, TP1 can dynamic feedback link connection state and fault detection to easily monitor network status.

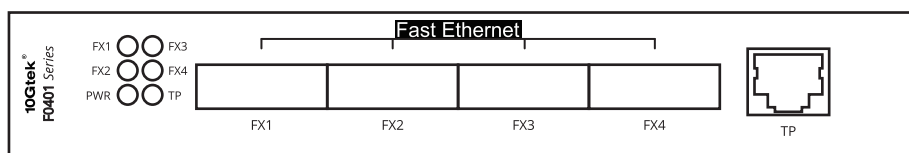


- FX(n) Light on: Fiber port working
Flashing: Data transmitting and receiving
- TP(n) Light on: Network connecting
Flashing: Data transmitting and receiving
- PWR Light on: DC power on

5 Ports Desktop Fiber Switch

Model: F0401 Series

F0401 series 5 Ports Desktop Fiber Switch provides four ports 100M fiber and one port 10/100M UTP, it's applicable to use in desktop Fast Ethernet networking. It is designed with Realtek RTL8305NB chip to ensure stability and ultra-low time-delay data transmission. Built-in LED indicators for PWR, TP, FX4, FX2, FX3, FX1 can dynamic feedback link connection state and fault detection to easily monitor network status.

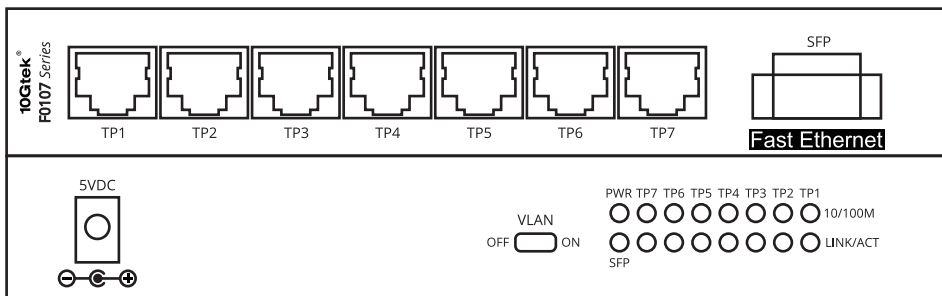


- FX(n) Light on: Fiber port working
Flashing: Data transmitting and receiving
- TP(n) Light on: Network connecting
Flashing: Data transmitting and receiving
- PWR Light on: DC power on

8 Ports Desktop Fiber Switch

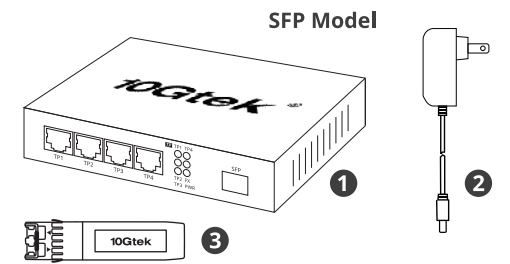
Model: F0107 Series

F0107 series 8 Ports Desktop Fiber Switch provides one port 100M fiber and seven ports 10/100M UTP, it's applicable to use in desktop Fast Ethernet networking. It is designed with Realtek RTL8305NB chip to ensure stability and ultra-low time-delay data transmission. Built-in LED indicators for PWR, TP1 Link/Act 10/100M, TP2 Link/Act 10/100M, TP3 Link/Act 10/100M, TP4 Link/Act 10/100M, TP5 Link/Act 10/100M, TP6 Link/Act 10/100M, TP7 Link/Act 10/100M can dynamic feedback link connection state and fault detection to easily monitor network status.



- SFP Light on: Fiber port working
Flashing: Data transmitting and receiving
- TP(n) Light on: Network connecting
Flashing: Data transmitting and receiving
- PWR Light on: DC power on

Packaging list



- 1 Converter or Switch x 1 pcs
- 2 Power Adapter x 1 pcs
- 3 SFP Transceiver(s) (only available with kit# sku)

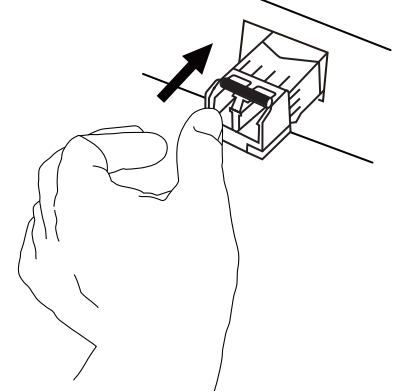
SC Transceiver Model



- 1 Converter or Switch x 1 pcs
- 2 Power Adapter x 1 pcs

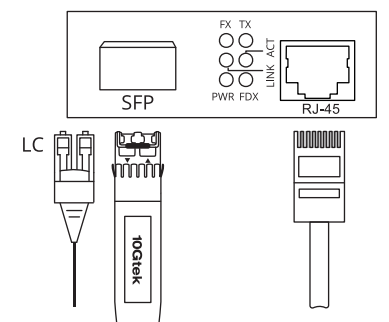
Installation

1. Insert a SFP transceiver: Press the SFP into the slot firmly with your thumb as shown in figure.

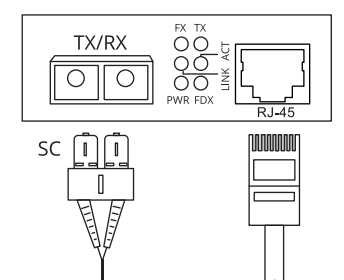


2. Link with fiber cable and Cat.x patch cord. Please make sure be right mode fiber cable, right Cat.x class.

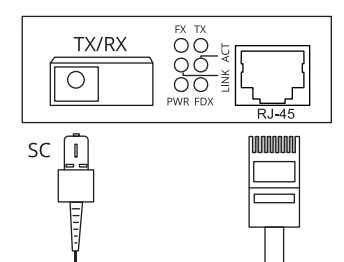
SFP Model



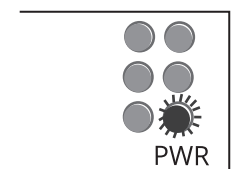
SC Transceiver Model



Bi-Di Transceivers Model



3. Connect the power cord, the "PWR" LED will be light up.



Manufacturer :

10GTEK TRANSCEIVERS CO.,LTD

Web: www.10gtek.com

Tel : (86) 755 29988100

Mail : info@10gtek.com

e-Manual

